



# **JPS Board of Trustees**

## **Bond Update**

### **February 1, 2022**

*Note: The slides that were presented in the update at the February 1, 2022 Board meeting for Bond Financial Report Update were changed to include the January 7, 2022 financial update due to an error in how the February 1 report was run.*



# Presentation Overview

- **Construction Updates**
- **Projected Board Action Dates on Remaining Projects**
- **Bond Financial Report Update**
- **Ribbon Cutting Events**



## Construction Updates

- JROTC Building
- Forest Hill Performing Arts
- Hughes Field
- Brinkley
- Chastain
- Powell
- Marshall
- North Jackson
- Oak Forest
- Raines
- Smith

# Forest Hill JROTC

## *Building Renovation*



# Forest Hill Performing Arts



## *Band Hall*





# Forest Hill Performing Arts

## *Auditorium*





# Hughes Field

## *Complete Renovation*





# Hughes Field


## *Complete Renovation*





# Brinkley Middle School

## *Restroom Renovations*



# Chastain Middle School

## *Restrooms Renovations*





# Powell Middle School

## *Restroom Renovations*





# Marshall Elementary School

## *Restroom Renovations*



# Marshall Elementary School



## *Exterior Doors*





# North Jackson Elementary School

## *New Flooring*





# Oak Forest Elementary School

Before



*Exterior Doors*

After





# Oak Forest Elementary School

## *Exterior Lighting, Drainage and Parking*

Before



After





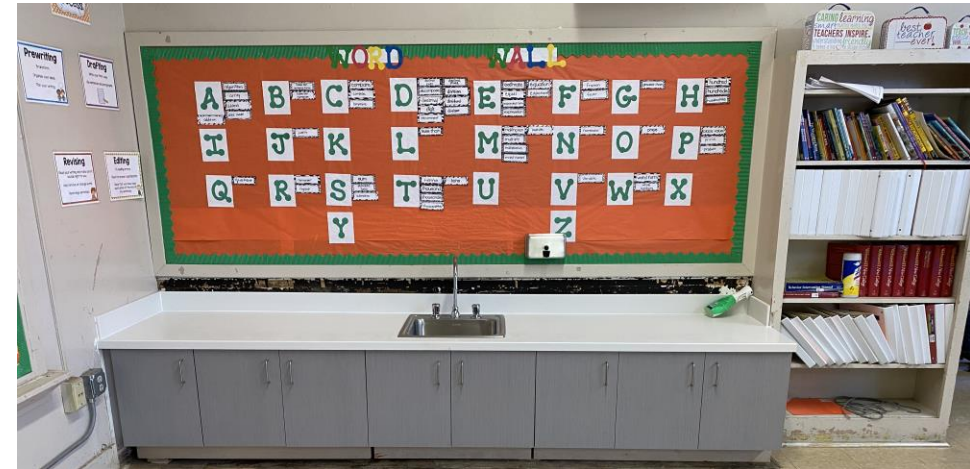
# Raines Elementary School

## *Classroom Millwork*

Before



After





# Smith Elementary School

## *Restroom Renovations*

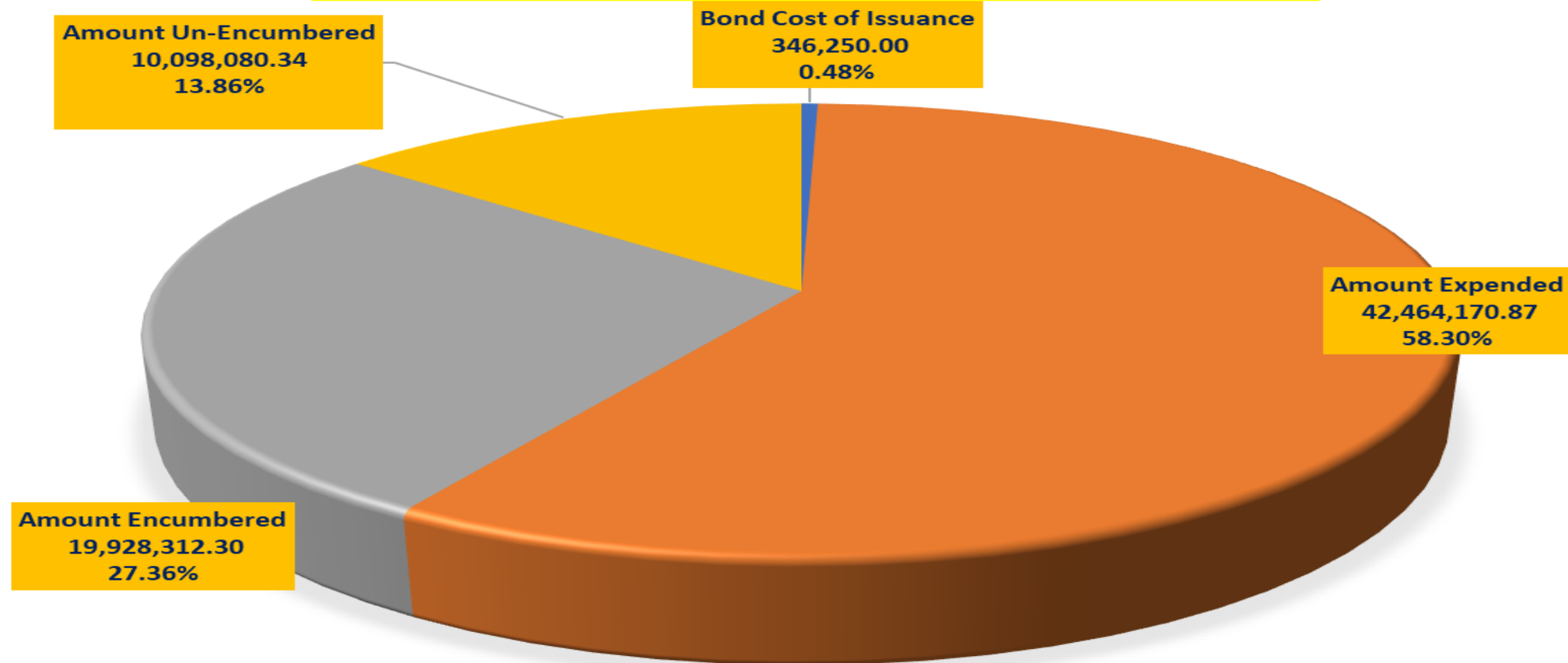


# Projected Board Action Timeline

Month	School /Major Projects
March 2022	Wells APAC Renovations Newell Field Renovations
April 2022	Baseball and Softball Fields



## 2018 BOND EXPENSE ANALYSIS GRAPHIC DEPICTION



**As of January 7, 2022: Amount “Expended + Encumbered” = 86%**  
**“Amount Expended” increased from 55.6% to 58.3% since last Bond update**





# Bond Financial Update as of January 7, 2022

JACKSON PUBLIC SCHOOLS 2018 BOND FUND SCHEDULE OF BUDGET BALANCES				
	{A}	{B}	{C}	D={A-B-C}
SCHOOL/SITE	Budget	Expenditures	Encumbered	Budget Balance
Bailey	1,953,311.00	894,972.02	1,058,338.98	0.00
Baker	228,685.80	13,381.89	213,243.11	2,060.80
Bates	269,641.12	31,086.88	713.12	237,841.12
Blackburn	540,171.00	212,967.94	84,745.06	242,458.00
Boyd	437,000.00	386,079.05	39,252.71	11,668.24
Brinkley	1,163,329.00	392,594.93	708,622.07	62,112.00
Callaway	8,221,289.29	8,143,635.17	77,654.12	0.00
Capital City	778,113.93	753,602.83	15,554.60	8,956.50
Cardozo	284,713.56	69,154.69	37,978.87	177,580.00
Career Development Center	500,000.00	467,820.25	780.30	31,399.45
Casey	220,000.00	171,390.17	46,323.49	2,286.34
Chastain	1,056,583.20	335,370.16	669,133.04	52,080.00
Clausell	402,285.00	310,402.16	81,882.84	10,000.00
Dawson	244,920.00	101,224.50	143,695.50	0.00
Forest Hill	10,923,150.00	7,481,071.33	2,947,879.74	494,198.93
Galloway	91,114.69	71,114.69	20,000.00	0.00
Green	1,000,000.00	996,687.34	-	3,312.66
Hardy	730,000.00	637,664.74	92,335.26	0.00
Isable	210,000.00	13,965.00	2,835.00	193,200.00
Jim Hill	2,936,331.65	2,124,503.63	293,490.23	518,337.79
John Hopkins	860,000.00	320,772.51	426,528.75	112,698.74
Johnson	350,000.00	25,206.00	296,294.00	28,500.00



JACKSON PUBLIC SCHOOLS 2018 BOND FUND SCHEDULE OF BUDGET BALANCES				
SCHOOL/SITE	Budget	Expenditures	Encumbered	Budget Balance
Key	134,113.90	109,892.03	24,221.87	0.00
Kirksey	139,358.88	12,367.72	28,871.16	98,120.00
Lake	480,000.00	198,645.96	246,914.04	34,440.00
Lanier	3,077,405.97	2,440,527.00	509,962.53	126,916.44
Lee	449,415.00	448,461.40	953.60	0.00
Lester	203,500.00	33,357.50	151,862.50	18,280.00
Marshall	533,122.00	504,346.16	21,136.58	7,639.26
McLeod	768,536.00	28,311.97	685,888.03	54,336.00
McWillie	170,382.38	51,557.70	3,853.28	114,971.40
Morrison	10,000.00	8,130.22	-	1,869.78
Murrah	2,765,447.64	2,067,613.01	230,181.14	467,653.49
North Jackson	775,654.79	278,881.58	499,993.29	-3,220.08
Northwest	1,226,000.00	922,109.38	101,006.88	202,883.74
Oak Forest	953,932.72	845,442.60	108,489.82	0.30
Obama Magnet	118,284.29	106,378.66	2,593.93	9,311.70
Pecan Park	530,000.00	318,105.42	2,678.16	209,216.42
Peeples	481,116.27	85,598.56	161,901.44	233,616.27
Powell	1,233,600.73	426,920.09	748,120.64	58,560.00
Power APAC	802,689.00	79,084.15	43,315.85	680,289.00
Provine	2,807,947.07	2,051,437.18	267,400.52	489,109.37
Raines	1,100,000.00	146,916.08	720,083.92	233,000.00
Rowan	200,000.00	1,600.00	-	198,400.00





JACKSON PUBLIC SCHOOLS 2018 BOND FUND SCHEDULE OF BUDGET BALANCES				
SCHOOL/SITE	Budget	Expenditures	Encumbered	Budget Balance
Smith	408,000.00	259,042.43	142,957.57	6,000.00
Spann	430,000.00	148,083.86	250.00	281,666.14
Sykes	341,000.00	59,095.78	276,904.22	5,000.00
Timberlawn	91,965.00	91,965.00	-	0.00
Van Winkle	391,387.23	391,387.23	-	0.00
Walton	472,845.51	307,544.14	165,301.37	0.00
Watkins	20,280.00	14,520.00	5,760.00	0.00
Whitten	2,337,547.00	1,944,020.20	391,126.80	2,400.00
Wilkins	525,148.71	479,806.87	45,341.84	0.00
Wingfield	2,205,138.38	1,622,587.04	208,309.95	374,241.39
Newell Field	400,000.00	47,400.00	352,600.00	0.00
Baseball/Softball Complex	1,000,000.00	36,857.30	43,142.70	920,000.00
Hughes Field	7,179,790.00	995,978.15	6,183,811.85	0.00
North Jackson Field	800,000.00	80,774.87	74,572.78	644,652.35
South Jackson Field	578,031.00	449,757.37	128,273.63	0.00
Project Management	508,248.00	414,998.38	93,249.62	0.00
Bond Issuance Fees deducted from Bond Proceeds	346,250.00	346,250.00	-	0.00
Administration/UnAllocated	2,440,036.80	-	-	2,440,036.80
Total Allocation	72,836,813.51	42,810,420.87	19,928,312.30	10,098,080.34





School	Date
Forest Hill High School	Tuesday, February 8
Northwest Middle	Tuesday, March 8
Green Elementary	Tuesday, March 22
Callaway High	Thursday, March 31







**JACKSON**  
**PUBLIC SCHOOLS**

Transforming lives through  
excellent education

# Thank You

## We Welcome Any Questions